



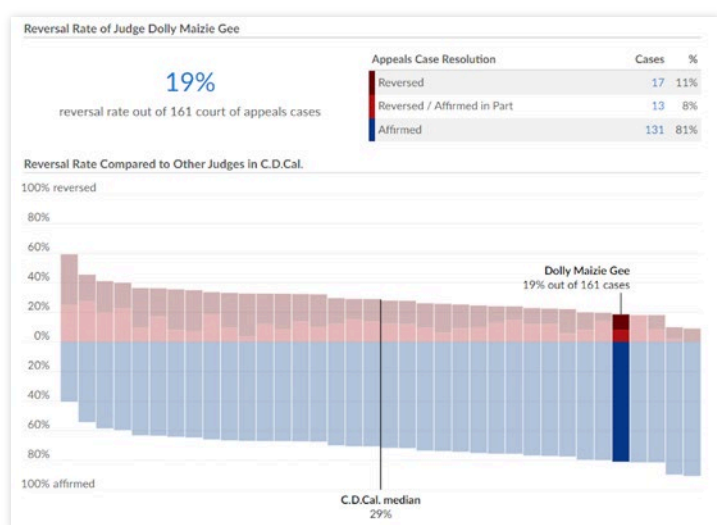
## Legal Analytics® for Federal Appellate Litigation

Lex Machina's award-winning Legal Analytics® platform allows outside counsel and in-house attorneys to research and anticipate the behavior of courts, judges, lawyers, law firms, and parties. Over three quarters of Am Law 100 firms and some of the largest global corporations use Legal Analytics to supplement traditional legal research with previously unavailable strategic insights that gives them a winning edge. Now, Legal Analytics is available for litigation in the federal courts of appeals.

Federal appellate litigation includes all of the civil cases that are heard by all 13 federal courts of appeals. Our federal appellate dataset adds all civil cases, docket entries, and documents filed in the 13 circuit courts of appeals since 2012, which joins the existing federal district court dataset of all civil cases filed since 2009 (excluding social security and prisoner rights cases).

Lex Machina is the only platform with the underlying data, technology, and expertise to bring Legal Analytics to federal appeals. We are the only Legal Analytics solution to provide, among other features:

- Complete details for findings, remedies, damages and case resolutions vetted through final appeal
- Comprehensive and accurate resolutions for all cases in federal appellate courts
- District judge reversal rates that can be compared against each other and the district court median.



## THE WINNING EDGE

Lex Machina's new appellate analytics provide valuable data-driven insights and trends including case timing, resolutions, and appealability rulings, as well as district court reversal rates. Lex Machina helps you answer questions such as:

- How long does it typically take to get a final ruling from the 5th Circuit? How does that change if you only consider appeals from Consumer Protection cases?
- How often has the 2nd Circuit granted Permissions to Appeal in the last five years?
- Which law firms have handled the most appeals from Employment cases in the past three years?

- How often do appealed cases settle or get procedurally dismissed? How often does the appellant win?
- How often does District Judge Gee get reversed? How does that compare to the other judges in C.D. Cal.?

## UNIQUE LITIGATION DATA

Lex Machina allows users to filter by a myriad of different parameters in order to find the most relevant cases. These filters include:

**Case Tags** – Panel Rehearing Granted, Rehearing En Banc Granted, SCOTUS Decision, Writ of Certiorari Granted











**Circuit Judges** - all judges on the federal appeals courts

**Customizable Reversal Rates** - reversal rates of all district court judges, which can be compared against each other or the district court median reversal rate

**Appeals Resolutions** – Appellant Win (Affirmed/Reversed in Part, Reversed, Granted (Other), Appealability Granted), Appellee Win (Affirmed, Denied (Other), Appealability Denied), Likely Settlement, Procedural (Dismissal, Remand, Transfer, Other Ruling, Consolidation)

**Supreme Court Decisions** – Affirmed by SCOTUS, Reversed by SCOTUS, Affirmed / Reversed in Part by SCOTUS

**Appealability Rulings** - Appealability Ruling, Certificate of Appealability: Grant, Certificate of Appealability: Deny, Petition for Review: Grant, Petition for Review: Deny, Permission to Appeal: Grant, Permission to Appeal: Deny

Analytics: <a href="#">Summary</a> <a href="#">Timing</a> <a href="#">Law Firms</a> <a href="#">Parties</a> <a href="#">Case Resolutions</a> <a href="#">Appealability Rulings</a>									
All Resolutions									
Appellant Win 2,966 (9%)		Reversed or Affirmed		Cases	%	Likely Settlement		Cases	%
		Reversed		1,320	4%	Likely Settlement		4,493	13%
		Affirmed / Reversed in Part		735	2%	Total		4,493	13%
		Affirmed		5,992	18%				
Appellee Win 12,782 (38%)	        	Appealability Resolution		Cases	%	Procedural Resolution		Cases	%
		Appealability Granted		442	1%	Dismissal		11,562	35%
		Appealability Denied		5,028	15%	Consolidation		18	0%
		Total		5,470	16%	Transfer		189	1%
						Other Ruling		50	0%
						Remand		1,403	4%
						Total		13,222	40%
						No Resolution		Cases	%
						Open Cases		0	0%
						Pending		0	0%
				Total		0	0%		